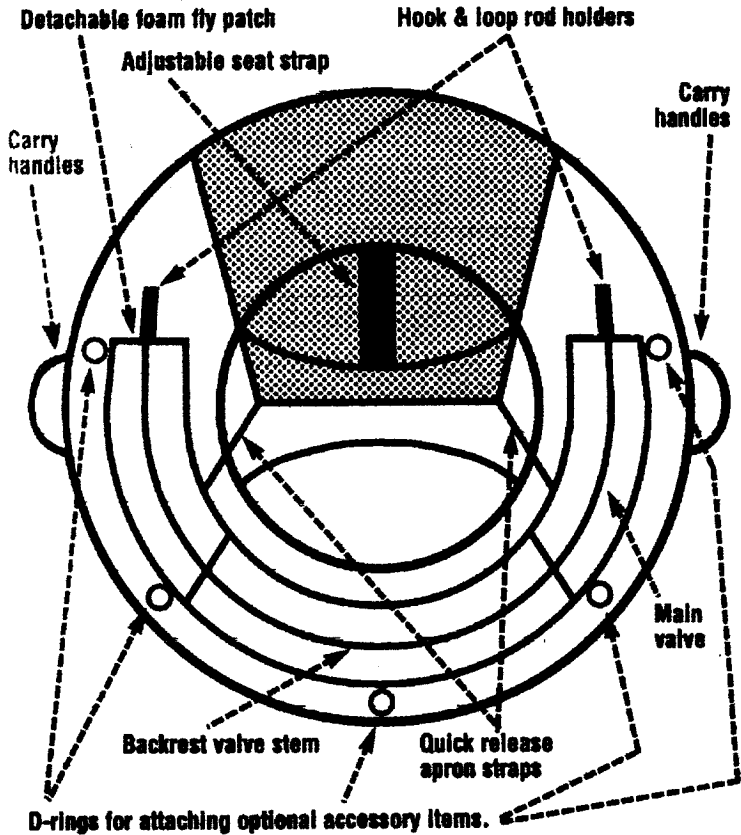


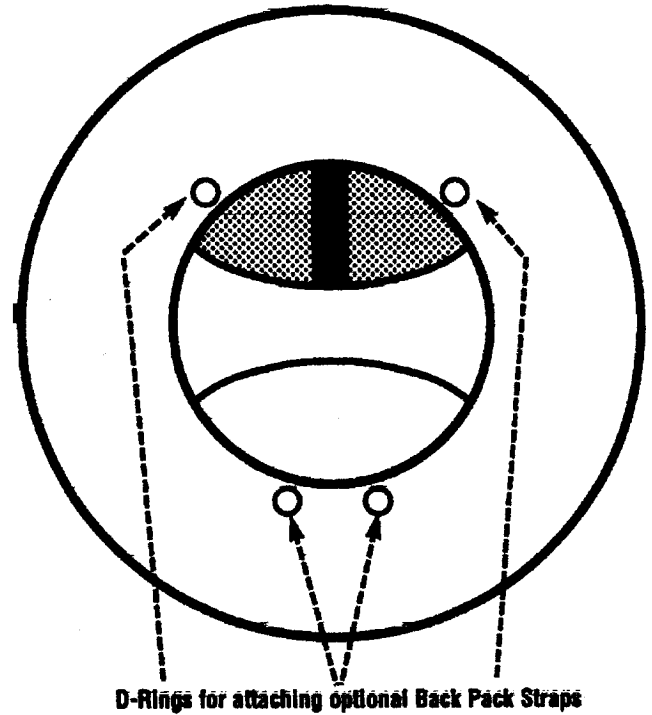
# Inflating Your Creek Company Round Boat™

- Inflate your Round Boat Main Bladder and Backrest Bladder until firm.
- We recommend the use of a hand or foot pump with cone attachment for inflation (available from The Creek Company, Ltd.).
- Valve for the Main Bladder is located in the right hand pocket (see Illustration 1).
- Valve for the Backrest Bladder is located in the back top pocket (see illustration 1).
- To Deflate Main Bladder, unscrew entire valve assembly
- To Deflate Backrest Bladder, remove plug from valve stem and open flap at inside base of valve stem.

**ILLUSTRATION 1 • TOP VIEW**

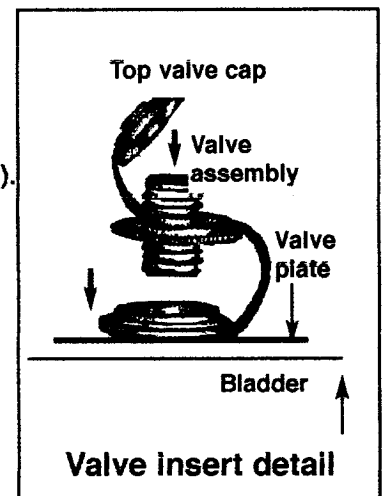


**ILLUSTRATION 2 • BOTTOM VIEW**



## Features found on your Creek Company Round Boat (see illustrations)

- Carry handles on side for entry and exit from water.
- Quick release hook & loop stripping apron tensioning straps.
- Detachable foam fly patch.
- Hook & loop rod holders.
- D-rings for attaching optional accessory items.
- D-rings for attaching optional Back Pack Straps (available from The Creek Company, Ltd.).



• Additional accessories for your Round Boat, and a full line of fishing products are available from The Creek Company. Ask for them where you bought your Round Boat. Or write for a free color catalog and price list or visit The Creek Company store at [www.creekcompany.com](http://www.creekcompany.com). The Creek Company Ltd, P.O. Box 773892, Steamboat Springs, CO 80477, E-mail: [info@creekcompany.com](mailto:info@creekcompany.com)



# Round Boat <sup>TM</sup>

## YOUR ROUND BOAT <sup>TM</sup> INCLUDES:

- |                                 |                             |
|---------------------------------|-----------------------------|
| (1) Round Boat Nylon Skin       | (1) Main Bladder (inserted) |
| (1) Backrest Bladder (inserted) | (1) Warranty Card           |
| (1) Foam Fly Patch (attached)   | (1) Air Bladder Patch Kit   |

Your Round Boat <sup>TM</sup> is designed to give you many years of service.

Please follow inflation instructions and warnings carefully.

If you ever have any questions or problems with your Round Boat please call The Creek Company at (970) 879-5221 or E-mail us at [info@creekcompany.com](mailto:info@creekcompany.com)

We are open 9am-5pm, Mountain Time, Monday-Friday

## Warning:

Please read and follow carefully.

1. Always wear a US Coast Guard approved personal floatation device when in your Round Boat.
2. The Round Boat is intended for use in stillwaters only. **Never** use your Round Boat in moving waters.
3. **Never** float alone.
4. Always check your Round Boat air bladders, nylon skin and stitching for possible damage before you use your Round Boat.
5. Never use your Round Boat if you suspect the air bladders, nylon skin or stitching has been damaged.
6. Never overinflate your Round Boat.
7. Never use your Round Boat without the backrest bladder fully inflated.

## Care and Maintenance:

1. In case of puncture, air bladder patch kit is included.
2. Do not store your Round Boat in direct sunlight.
3. If you are leaving your Round Boat out in the sun for any amount of time, be aware that the heat can increase the pressure inside the tube to a dangerous level. Let some of the air out of the tube if it will be out of the water in the sun for any length of time, or if it is stored in a vehicle, etc.
4. A gain in altitude will increase the pressure in the tube also. If you are taking your inflated Round Boat from a low elevation to a high elevation, be sure to let some of the air out of it.
5. For short term storage, we recommend you let some of the air out of your Round Boat.
6. For long term storage, we recommend you make sure your Round Boat is completely dry and deflated and stored out of the sunlight in a cool dry area